














Diploma, Associate Degree, and Certificate Student Outcomes Summary of Survey Results: 2020 to 2024





Based on domestic students only.



Further Education



Diploma, Associate Degree, and Certificate Student Outcomes Summary of Survey Results: 2020 to 2024



Percentages are based on those who gave a valid rating, excluding those who said

Diploma, Associate Degree, and Certificate Student Outcomes Summary of Survey Results: 2020 to 2024

Applied filters:

Cohort 73
 Respondents 25
 Response Rate 34%

Description of Survey Respondents

Demographics

Gender

Age at the Time of the Survey

Indigenous Identity

8%

Median Age

37

Further Education

4%

Further Studies Related to Program

100%

4%

-

-

-

very satisfied satisfied

Past Education

80%

of respondents had taken previous post-secondary education

n = 20

Adult Basic Education

English as a
Second Language

Diploma, Associate Degree, and Certificate Student Outcomes Summary of Survey Results: 2020 to 2024

Applied filters:

Cohort 73
 Respondents 25
 Response Rate 34%

Employment Outcomes

Of those employed: n = 24

40

\$35

*Skills and Knowledge Gained
Useful in Performing Job*

Time Spent Looking for Employment

Top Occupations (5-digit NOC)



42200: Paralegals and related occupations	16	67%
13111: Legal administrative assistants	3	13%
XXXXX: Unclassified occupations	2	8%
51111: Authors and writers (except technical)	1	4%
13100: Administrative officers	1	4%
43202: By-law enforcement and other regulatory officers	1	4%

Total employed 24

Diploma, Associate Degree, and Certificate Student Outcomes
Summary of Survey Results: 2020 to 2024

Applied filters:

*Cohort
Respondents
Response Rate*



Satisfaction with Post-Secondary Experience

*Not
applicable*

Not applicable.

Diploma, Associate Degree, and Certificate Student Outcomes Summary of Survey Results: 2020 to 2024

CPC: VCC: Paralegal Diploma;

Description of Survey Respondents

Demographics

<i>Based on domestic students only.</i>		

Further Education

<i>took further studies after grad. 62.7%</i>		

Diploma, Associate Degree, and Certificate Student Outcomes
Summary of Survey Results: 2020 to 2024

Skill Development and Post-Secondary Experience

said they were

0%
8%
0%
8%
0%
0%
0%

Percentages are based on those who gave a valid rating, excluding those who said







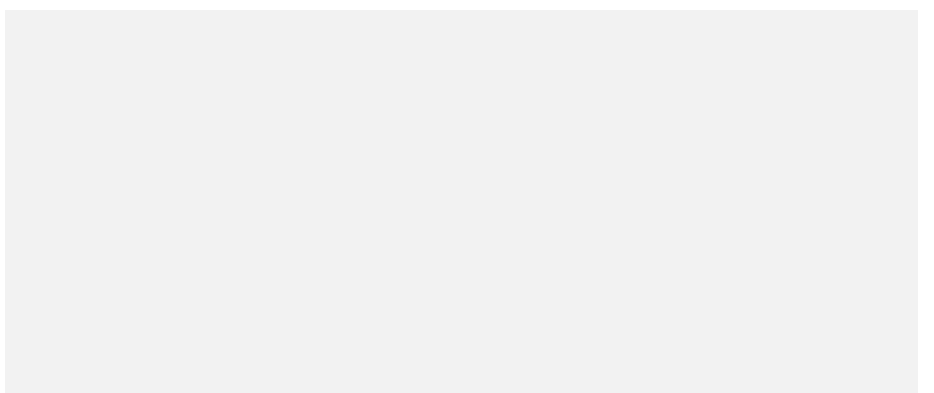

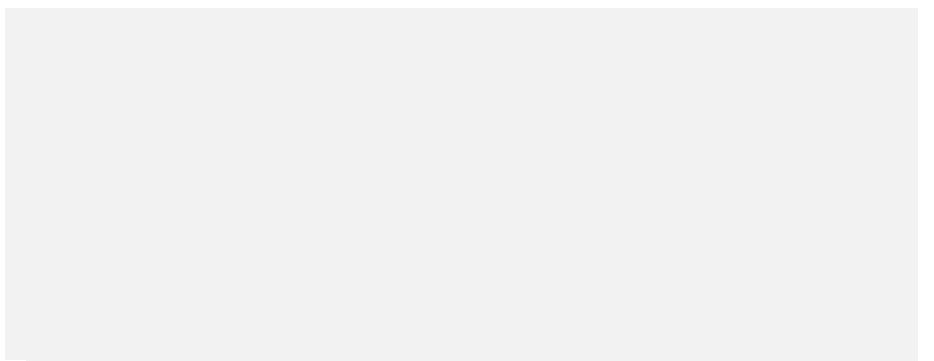




0%
8%
0%
0%
0%

Percentages are based on those who gave a valid rating, excluding those who said

Diploma, Associate Degree, and Certificate Student Outcomes Summary of Survey Results: 2020 to 2024

Applied filters:




*Cohort
Respondents
Response Rate*



Diploma, Associate Degree, and Certificate Student Outcomes
Summary of Survey Results: 2020 to 2024

Applied filters:

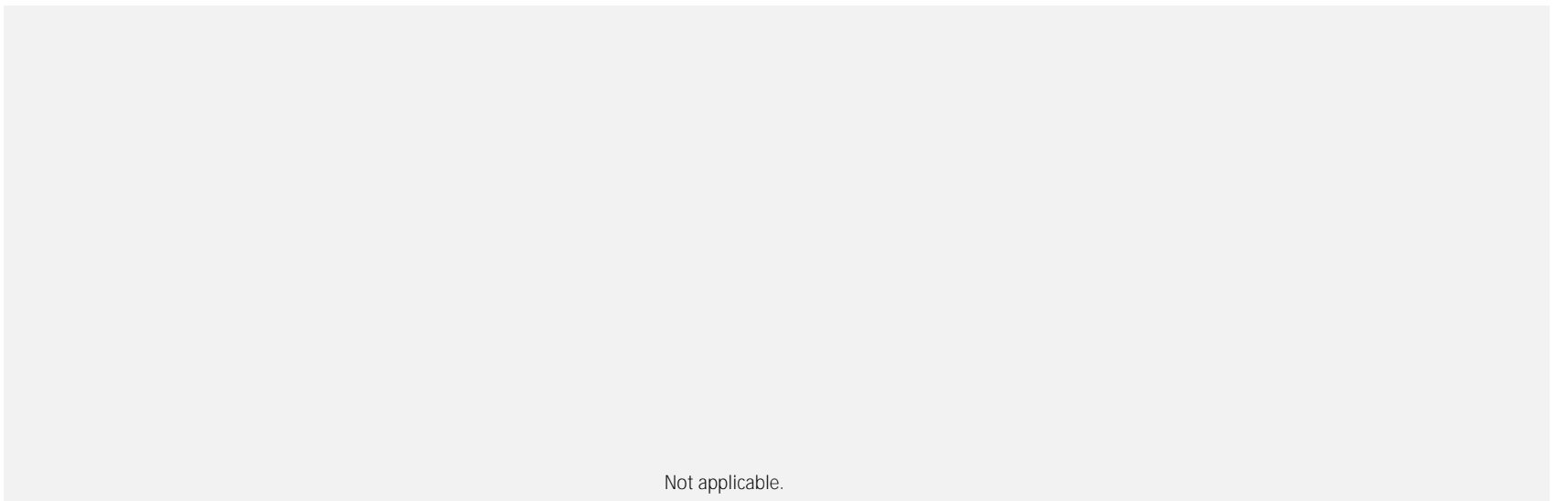


Cohort



Diploma, Associate Degree, and Certificate Student Outcomes
Summary of Survey Results: 2020 to 2024

Applied filters:

*Cohort
Respondents
Response Rate*



Not applicable.